




## How to Register on the UCAS Hub – 2026 Entry

Follow these simple steps to set up your account and connect with your school:

1. Go to [www.ucas.com](http://www.ucas.com)

Click **Login** > **Register** and follow the steps. 


*You'll be asked to verify your email.* You can use your school or personal email, but if it's your school one, don't forget to change it after S6 so you can still log in next summer!

2. **Select Your Year** Choose: **2026**
3. **Pick Your Path** Select: **Undergraduate**
4. **Choose Updates**

Decide if you'd like to get info about **apprenticeships** or **conservatoire courses**.

5. **Enter Your Postcode**
6. **Select Preferences** Choose your interests for **open day alerts** and **student deals**.
7. **Add Mobile (Optional)** Pop in your mobile number if you like—totally optional.
8. **Pick a Subject Area** Choose at least one subject you might want to study (you can change it later).
9. **Say You're in School** Confirm that you're **still at school**.
10. **Find Your School** Type: **Royal High School**

 *Pick the one in Edinburgh—there are two, but only one's yours!*

11. **Start Your Application** Click **Start an Application**.
12. **Confirm School Status** When asked "Are you at school or college?" select **Yes**.
13. **Enter the Buzzword** Type in: **Guidance26**
14. **Join Your Guidance Group** Choose your **guidance teacher's name** from the list.   
*Joining your group lets your teacher follow your progress and write your UCAS reference.*

# UCAS Application Help – What You Need to Know

## Key Sections Explained

**Reference Numbers** Not needed for students in Scotland.

### **Student Support**

- Fee code: **UK, ChI, IoM or EU student finance services**
- Support arrangements: **Edinburgh City**

**Extra Course Info** Choose whether or not you want unis to send you updates—completely your choice.


**Nominated Access** You can give a **parent/guardian** permission to talk to UCAS on your behalf. ✗ Don't list a teacher or school staff member.

### If You Have Additional Support Needs

- Let course providers know early if you have a disability or learning difficulty.
- Contact your chosen uni's student support **yourself**—UCAS won't send this info for you.

### Additional Information Section

- Questions about background (like ethnicity or parental education) are **confidential** and only shared *after* you get a place.
- They help unis understand your story (this is called **contextualised admissions**) and can mean extra support.
- Some questions are optional and used for statistics.

 **Activities in Preparation** Mention any relevant prep courses like **Headstart**. If you don't know who sponsored it, just write **Other**.

### Choices

- Apply to up to **5** courses (all at once or later).
- Unis won't see who else you've applied to.
- Double-check the **entry requirements** for each course.
- Want to defer your place? Make sure the uni allows that. 📌 Check deferred entry info

## Education Section

- Your school: **Royal High School, Edinburgh**
- Code: **5533732**
- Dates: **08/2020 – 06/2026**, full-time
- Select **Scottish Highers** (not SCE!). You may need to search for them.
- Use correct **course codes and result dates** (e.g. 08/25)

**College** - If you attend/attended Edinburgh College as part of the school college partnership, you will need to add them as well and the qualification you sat with them.

## Employment Section

- Add any **paid jobs** (part-time or full-time).
- Put **volunteering** in your **personal statement**, not here.

## Personal Statement Tips

- Use this UCAS guide to get started: [The new personal statement for 2026 entry | UCAS](#)
- **NOTE:** the personal statement has changed from 2026 onwards. It is broken down into 3 questions
  - Why do you want to study this course or subject?
  - How have your qualifications and studies helped you to prepare for this course or subject?
  - What else have you done to prepare outside of education, and why are these experiences useful?
- Ask for feedback from teachers, family, or friends.
- Share your draft with your **guidance teacher** early for feedback.
- Overall **4,000 characters**

 **Good Luck** Stay in touch with your **guidance teacher**—they'll write your reference and help you through the process.